

## 36W/48V Industrial DIN Rail Power Supply (GWS-DP36-48)

### 36W Industrial Power Supply



- Power Input: AC 90~264V
- Support protection for short circuit/over current/over voltage
- Wide operation temperature range: -40°C~70°C
- 100% full load aging test
- High efficiency, long life time and high reliability
- Meet EMC Standard

### Application

- Industrial Control System
- Semiconductor fabrication equipment
- Factory automation
- Electro-mechanical apparatus

### Description

GWS-DP36-48 is one economical slim 36W industrial DIN Rail power supply series, adapting to be installed on TS-35/7.5 or TS-35/15 mounting rails. The entire series adopts the full range AC input from 90VAC to 264VAC and conforms to EN61000-3-2, the norm the European Union regulates for harmonic current.

GWS-DP36-48 is designed with metal housing that enhances the unit's power dissipation. With working efficiency up to 88%, the entire series can operate at the ambient temperature between -40°C to 70°C under air convection. It is equipped with constant current mode for over load protection, fitting various inductive or capacitive applications. The complete protection functions and relevant certificates for industrial control apparatus make GWS-DP36-48 a very competitive power supply solution for industrial applications.

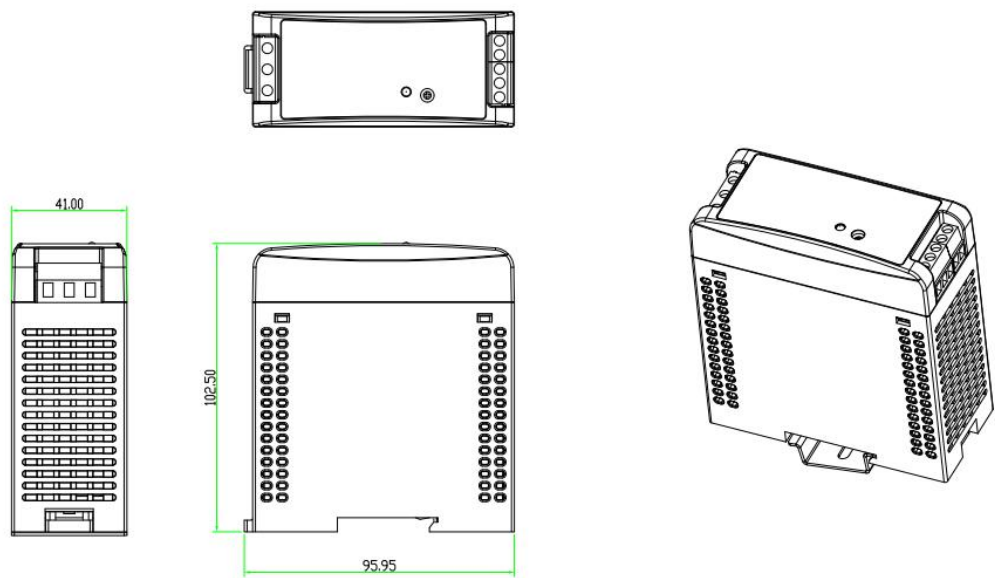
## Technical Specification

<b>Model</b>	GWS-DP36-48	
<b>Output</b>	Group of Output	1
	DC Voltage	48V DC
	Default Output Voltage	48.00-48.2V (VIN: 220VAC / LOAD: 0A)
	Output Rated Current	0.75A
	Output Current Range	0-0.75A
	Output Rated Power	36W
	Total Peak Output Power	Up to 54W(Sustainable time 10S/220VAC)
	Peak Output Current	1.125A( Sustainable time 10S/220VAC)
	Ripple noise	Peak - Peak $\leq 100\text{mV}$ (Test Method: The terminal shall be in parallel with capacitance of 0.1uF and 47uF, testing at 20MHz)
	Output Regulation Range	46-56VDC
	Stabilized Voltage Precision	$\pm 1\%$ (@ 90-264Vac input, 100% load)
	Line Regulation	$\pm 0.5\%$ (@ 90-264Vac input, 100% load)
	Load Regulation	$\pm 1\%$ (@ 90-264Vac input, 100% load)
	Temperature Coefficient	$\pm 0.03\% ^\circ\text{C}$ (0~50 $^\circ\text{C}$ )
	Output Start Time	< 3S @ 115VAC < 1.6S @ 230VAC(100% load)
	Output Hold Time	> 20ms @ 230VAC(100% load)
	Voltage Overshoot	$\leq 5\%$
<b>Input</b>	Input Voltage Range	90~264VAC
	Input Rated Voltage Range	100~240VAC
	Frequency Range	47Hz~63Hz
	Rated Frequency	50/60Hz
	Starting Voltage	90V AC
	Efficiency	> 87.0% @ 115VAC, > 88.0% @ 230VAC
	Input Current	< 0.80A @ 115VAC,

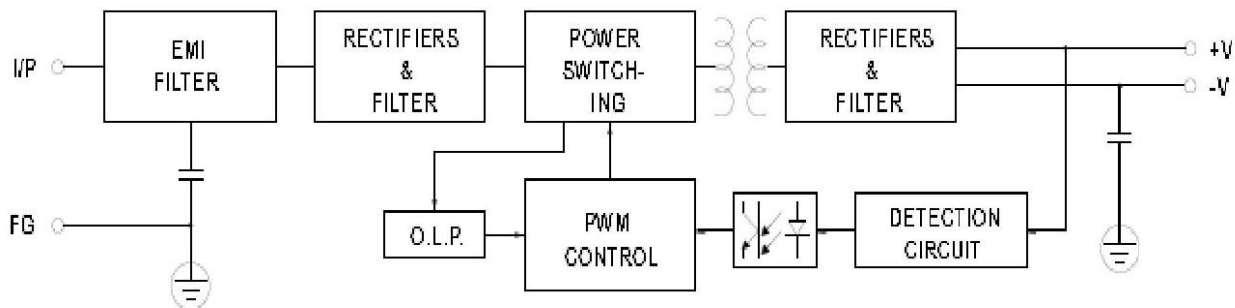
		< 0.40A @ 230VAC	
	Inrush Starting Current	< 60A @ 230VAC	
	Power Factor	PF>0.6 (at full load)	
<b>Protection</b>	Output	Over power	43.2~54W Swing machine (Testing method: Increase the output current until enabling the protection. Protection mode: Swing machine, Self-recovery after over-power released.)
		Over voltage	56~60V Swing machine (Short circuit the Pin1-2 of U8, swing machine. Output recovery to normal after removing the short circuit) Note: Do not use external voltage.
		Over current	0.9~1.125A Swing machine (Testing method: Increase the output current until enabling the protection. Protection mode: Swing machine, Self-recovery after over-current released.)
		Short circuit	It achieves the long-term short circuit by connecting a sufficient cross-sectional area copper cable (Length at 15cm±5cm) with power output port. Self-recovery to normal after removing the short circuit.
<b>Operation Environment</b>	Operation Temperature and Humidity		-40℃~70℃; 20%~95%RH
	Storage Temperature and Humidity		-40℃~85℃; 10%~95%RH non-condensing
	Libration	Frequency range: 10 ~ 500Hz, Acceleration: 2G, Each sweep cycle 10min. Six sweeps along the X, Y, and Z axis	
	Surge	Acceleration: 20G, Duration time: 11mS, Three shocks along X, Y and Z axis	
	Altitude	2000m	
<b>Safety and EMC Standard @25℃</b>	Security Standard	GB4943/EN60950 ■Reference □Certification	
	Dielectric Strength	Input—Output:3KVAC/10mA; Input--Case:1.5KVAC/10mA; Output---Case:0.5KVDC/10mA Time for each testing is 1min.	
	Grounding Test	Test Condition: 32A/2min; Ground bond: < 0.1 ohms.	

	Leakage Current		Input to GND ≤3.5mA; Input to output ≤0.25mA (Input 264Vac, 63Hz)
	Insulation Resistance		Input—Output: 10M ohms;
	EMI	Conducted Interference	EN55022, EN55024, FCC PART 15 CLASS B
		Radiated Interference	EN55022, EN55024, FCC PART 15 CLASS B
	Harmaonic current		EN61000-3-2 CLASS D
	EMS	Conducted Emission	EN61000-4-6 Level3
		Radiated Emission	EN61000-4-3 Leve3 criterion B
		Power Frequency Emission	EN61000-4-8 Level3
		Electrostatic Emission	EN61000-4-2 Level4 criterion B
		EFT	EN61000-4-4 Level4 criterion B
Surge		EN61000-4-5 Level4 criterion B	
Dip and Interruption		EN61000-4-11	
Dimension (L*W*H)			93*102.5*41mm

## Dimension

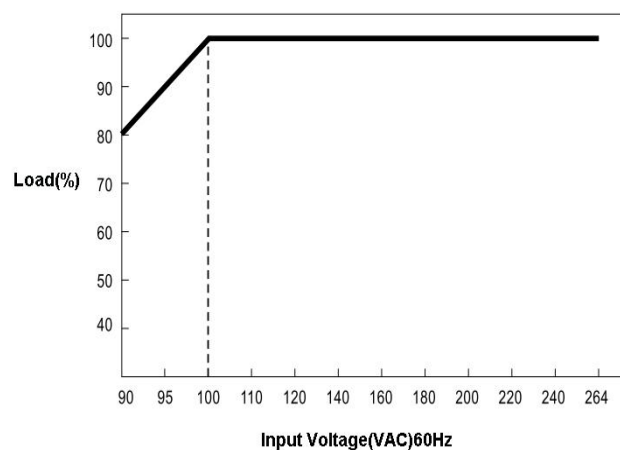
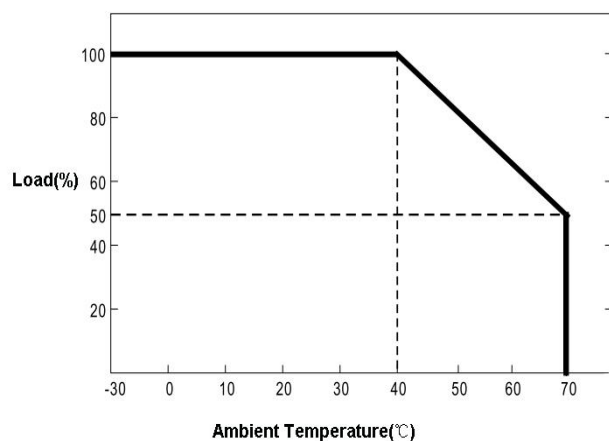


Block Diagram



Derating Curve

Static Characteristic Curve



## Contact Us

Tel: 0086-755-33376606

Fax: 0086-755-33376608

Email: [onv@onv.com.cn](mailto:onv@onv.com.cn)

Website: [www.gwsdz.com/](http://www.gwsdz.com/)

Zip: 518000

Headquarter Address: Room 1003, Block D, Terra Building, Futian district, Shenzhen, China

Factory Address: The 4-6th Floor, A building, SenYuTai (Science&Technology) Park, HuaNing Road, Dalang sub-district, Longhua district, Shenzhen, China